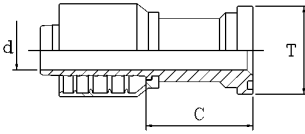


**FLANGE SAE 6000 STRAIGHT**

**FLANGIA DIRITTA SAE 6000**

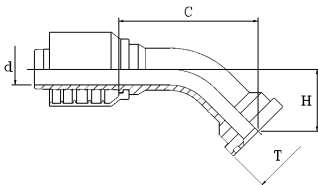


**SFL-6**

part nr. codice	hose ID			T	flange		d		cut-off C	
	[in]	[mm]	size		[in]	[mm]	[in]	[mm]	[in]	[mm]
SP65060821	1/2	12,7	8	1/2	1,25	31,7	0,37	9,5	1,81	46
SP65060827	1/2	12,7	8	3/4	1,63	41,3	0,37	9,5	2,09	53
SP65061227	3/4	19	12	3/4	1,63	41,3	0,59	15,0	2,13	54
SP65061233	3/4	19	12	1	1,88	47,6	0,59	15,0	2,36	60
SP65061633	1	25,4	16	1	1,88	47,6	0,79	20,0	2,40	61
SP65061642	1	25,4	16	1.1/4	2,13	54	0,79	20,0	2,68	68

**FLANGE SAE 6000 45°**

**FLANGIA SAE 6000 45°**

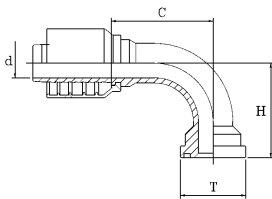


**SFL-6-45**

part nr. codice	hose ID			T	flange		d		cut-off C		drop H	
	[in]	[mm]	size		[in]	[mm]	[in]	[mm]	[in]	[mm]	[in]	[mm]
SP69060821	1/2	12,7	8	1/2	1,25	31,7	0,37	9,5	2,01	51	0,87	22
SP69060827	1/2	12,7	8	3/4	1,63	41,3	0,37	9,5	2,25	57	1,10	28
SP69061227	3/4	19	12	3/4	1,63	41,3	0,59	15,0	2,84	72	1,18	30
SP69061233	3/4	19	12	1	1,88	47,6	0,59	15,0	2,99	76	1,34	34
SP69061633	1	25,4	16	1	1,88	47,6	0,79	20,0	3,35	85	1,42	36
SP69061642	1	25,4	16	1.1/4	2,13	54	0,79	20,0	3,55	90	1,62	41

**FLANGE SAE 6000 90°**

**FLANGIA SAE 6000 90°**



**SFL-6-90**

part nr. codice	hose ID			T	flange		d		cut-off C		drop H	
	[in]	[mm]	size		[in]	[mm]	[in]	[mm]	[in]	[mm]	[in]	[mm]
SP67060821	1/2	12,7	8	1/2	1,25	31,7	0,37	9,5	1,54	39	1,54	39
SP67060827	1/2	12,7	8	3/4	1,63	41,3	0,37	9,5	1,54	39	1,69	43
SP67061227	3/4	19	12	3/4	1,63	41,3	0,59	15,0	2,21	56	2,25	57
SP67061233	3/4	19	12	1	1,88	47,6	0,59	15,0	2,21	56	2,52	64
SP67061633	1	25,4	16	1	1,88	47,6	0,79	20,0	2,76	70	2,76	70
SP67061642	1	25,4	16	1.1/4	2,13	54	0,79	20,0	2,76	70	3,03	77